

Who/If/When To Marry

It's A Choice

*Forced/non-consensual marriages:
A toolkit for service providers*

*Forced/non-consensual marriages:
A toolkit for service providers*

IT'S A CHOICE

WHO/IF/WHEN
TO MARRY

What is a forced marriage?

A forced marriage is a form of violence and an abuse of human rights. It is a practice in which a marriage takes place without the free consent of the individuals getting married. Forced marriage can happen to anyone; of any gender, of any age.

Forced/ Non-consensual Marriages: A toolkit for service providers

Forced Marriage (FM) toolkit is designed as a guide to assist service providers in dealing with cases of forced marriage in Ontario and to facilitate open discussion with different stakeholders, including youth and their families. It contains practical information for the identification and prevention of forced marriage as well strategies for intervention.

In creating this toolkit, we have aimed to be inclusive of all communities. However, the information here may not necessarily be suitable, relevant or appropriate for all groups. We encourage the users of this toolkit to adapt this document to suit their needs as well as the needs of the people they work with to make it more accessible and relevant.

The Forced Marriage Project is an initiative of South Asian Legal Clinic (SALCO), funded by the Ontario Trillium Foundation. The South Asian Legal Clinic of Ontario is a community legal clinic funded by Legal Aid Ontario (LAO). We provide legal advice, representation, public legal education, community development and law reform work for the low-income South Asian community in the Greater Toronto Area.

Legal information presented in this guide is for information purposes only and does not constitute as legal advice. Independent legal counsel should be sought for specific cases. SALCO will not be responsible for any loss or damage caused by reliance on any statement, made negligently or otherwise, contained in this booklet.

Copyright © June 2010
By South Asian Legal Clinic of Ontario
All rights reserved.

Acknowledgements

The South Asian Legal Clinic of Ontario (SALCO) would like to thank the members of the 'Forced Marriage Project Advisory Committee' and the 'Network of Agencies Against Forced Marriages' for sharing their input and expertise on the issue of forced marriage. Their guidance and contribution to the project and development of the resources has been vital. (A list of agencies and community partners is available at www.forcedmarriages.ca)

Written and Edited by:

Ritu Chokshi, Anita Khanna and Aisha Silim

With Contributions from:

Karin Baqi, Zahra Dhanani, Farrah Khan, Henna Khawja, Anna Korteweg, Deepa Mattoo, Nidhi Punyarthi, Nita Saini and Uzma Shakir.

Design by:

The Public www.thepublicstudio.ca

Resources in the following toolkit are an adaptation of information and concepts from:

"Young people and vulnerable adults facing forced marriage: Practice Guidance for Social Workers" booklet published by The Foreign & Commonwealth Office in the United Kingdom.

"Facilitator's Guide: For Community Education on Violence Against Women in the Domestic Sphere." published by the Toronto's Working Women Community Centre's.

We would also like to thank SALCO's staff, board members, and volunteers for their hard work and dedication to this project.



Table of Contents

What is a forced marriage?	3	Section 5: Advocacy	43
Forced/ Non-consensual Marriages: A toolkit for service providers	4	Section 6: Resource List	49
Acknowledgements	4	Current (May 2010) NAAFM members	51
Project Mission Statement	9	24-hour Emergency Contacts	52
Forced Marriages Project: History & Development of the Toolkit	9	When Abroad	53
Who is this Toolkit For?	10	Other Resources	53
Objectives of this Toolkit	10	International Resources	54
Surviving a Forced Marriage: Sandeep's Reflections	10	Appendices	55
Section 1: Identification	11	Appendix 1: Application for Financial Assistance for Canadians Victimized Abroad	57
What is a forced marriage?	13	Appendix 2: Registration Form for Canadians Residing Abroad	59
Who gets forced to marry?	13	Works Cited	63
How do forced marriages happen?	13	Works Cited	65
Contextualising the practice of forced marriage	14		
Are Forced Marriages a concern in Canada?	15		
Common Myths about Forced Marriages	16		
Warning Signs of Forced Marriages	16		
Consequences of Forced Marriages	17		
Section 2: Intervention	21		
What can you do?	21		
Exercise: SALCO's Forced Marriage Case Response Flowchart	22		
Guidelines when working with people experiencing forced marriage	23		
Taking the Right Steps	25		
Cases of Forced Marriages Abroad	27		
Obtaining Help at a Canadian Embassy while Abroad	28		
Section 3: Prevention	31		
Community Engagement Methods	33		
Youth-Focused Activities	34		
Parent-Focused Activities	35		
Section 4: Case Studies	37		
Exploring a Case Study	39		
Case Studies	40		



Introduction

Project Mission Statement

Beginning a dialogue around the issue of forced/non-consensual marriages in order to:

- Prevent Coercion
- Promote Safety, and
- Build Community Accountability

The ultimate aim of the project is to encourage dialogue and build public and institutional accountability in responding to the issue of forced marriages in ways that confront and do not perpetuate racism, gender oppression, and other forms of violence.

The Forced Marriage Project at SALCO denounces the threat and practice of forced, non-consensual marriage. We commit to identifying strategies that promote the safety and security of all individuals and their right to choose marriage freely.

Principles of Unity*

We believe that:

Forced Marriage is:

- An issue of violence
- An abuse of human rights
- Faced by both men and women
- Present across all cultural, religious and socio-economic backgrounds
- Experienced by minors, youth and adults of all ages
- Condemned in all religions and cultures

Forced Marriage is NOT:

- A 'cultural practice'
- An 'immigrant' issue
- A 'thing of the past'

Forced Marriage can be addressed by:

- Taking an anti-racist/ anti-oppressive approach
- Institutional commitment to fighting violence/abuse of human rights
- Building public and community accountability
- Creating safe spaces that encourage open and inclusive dialogue
- Prevention-focused initiatives across communities
- Engaging with both youth and parents/caregivers/ family members
- Ensuring service to both men and women; of all sexual orientations

* SALCO strongly identifies the issue of forced marriages

as an issue of violence and abuse of human rights. As an organization that serves South Asians in the Greater Toronto Area (GTA), we are often presented as the 'face' of the issue, invariably playing into the marginalizing discourse that 'Forced marriages are a South Asian/immigrant cultural practice.' SALCO denounces this 'culturalization' of violence and encourages an anti-oppressive and anti-violence framework of working on the issue of forced marriages. Agencies working or beginning their work on the issue of forced marriages are invited to adopt these 'Principles of Unity' as a framework to their work.

Forced Marriages Project: History & Development of the Toolkit

'Forced/ Non-consensual Marriages: A toolkit for service providers' was developed in response to community need for resources around the issue. Increasingly, the South Asian Legal Clinic of Ontario (SALCO) had been encountering cases where Canadians of various backgrounds had entered into matrimonial arrangements by their families through false pretences, physical abuse, emotional abuse and exploitation.

In addressing these cases of non-consensual or forced marriage, SALCO began to uncover a number of policy, legal, and social barriers to addressing the issue. These barriers and gaps include, but are not limited to: lack of protocols at the institutional level; jurisdictional issues; lack of trust between communities and authorities; cultural stereotyping and racism, complexities related to the immigration and refugee process; the context within which the practice is located, including social and economic concerns; lack of capacity to address an incident i.e. at the school level; and lack of knowledge around the issue.

The toolkit is developed as the first step towards addressing these barriers and developing community accountability around the issue.

It is structured around four central themes; forced marriage identification, intervention, prevention and advocacy. In this FM Toolkit you will find:

- Information about the practice of forced marriage
- Case studies to assist in determining prevention and intervention strategies
- Resources that can be shared directly with service users affected by forced marriages
- Activities to help service providers explore their own perspectives about forced marriages
- Activities to be completed in groups with youth and/or parents/caregivers/ family members

Who is this Toolkit For?

- Service providers, social workers, teachers, child and youth workers and other professionals and volunteers from the community interested in addressing and opening up discussion on forced marriage among colleagues and community members
- Community agencies and organizations wishing to engage with staff and volunteers around the issue of forced marriage

Objectives of this Toolkit

- To provide information to service providers about forced marriage in order to facilitate discussion, self-reflection and the application of information
- To serve as an anti-oppressive and anti-racist educational tool that is respectful of diversity and makes forced marriage a visible topic
- To create partnerships among community agencies in order to provide opportunities for organizations to work in partnership towards the common goal of preventing forced marriage and domestic violence

Surviving a Forced Marriage: Sandeep's Reflections

I was raised to always obey and never question "the family decision." In my personal situation I felt I had no choice or way out. I was told it's what the family wanted and it's the right thing to do. The biggest fear I had was bringing shame on the family. I felt helpless, lonely and scared to tell anyone.

I felt betrayed. That the family I loved could use me as a pawn and subject me to this hurt and pain was too overwhelming to understand.

The emotional trauma of the forced marriage resulted in me suffering a nervous breakdown and later being diagnosed with Chronic Fatigue. Physically I was a visible wreck.

I was shunned by the community who judged me without facts or details.

It gave me a sense of validation knowing there were people and agencies out there willing to provide support, advice and a listening ear that weren't going to judge me.

Sandeep, once a victim of circumstance, now, calls herself a survivor out of choice. She is an advocate against forced marriages and speaks actively to raise awareness around the issue. Sandeep was a guest speaker at the 'Right to Choose: an International Symposium on Forced Marriage' in Toronto in 2008. She lent her voice to the issue, sharing her story and demanding a more collaborative and supportive service response. Sandeep continues to speak to diverse audiences and lend her experience to different organizations around creating safe and supportive spaces to engage communities around addressing forced marriages. By sharing her story she wants to give hope to others. As she says, "my story could be your story, which together becomes our story."

Section 1: Identification

How to identify cases of forced marriages?

“She is not coming to school anymore. She seemed stressed out. I’m not sure what is going on with her.”

“He seems to be on edge, moody. He says he doesn’t want to go back home for summer.”

“She says she wants me to talk to her parents. I’m not sure if that is appropriate for me.”

“I cannot interfere. It is your family’s culture.”

This section will help you identify and understand the practice of forced marriages.

What is a forced marriage?

Forced marriage is a form of violence and an abuse of human rights. It is a practice in which a marriage takes place without the free consent of the individuals getting married. Forced marriage can happen to anyone; of any gender, of any age.

Who gets forced to marry?

Forced marriages can happen to anyone, regardless of gender, race or age. While it is not always the case, an individual usually faces pressure to marry from parents, relatives or caregivers.

How do forced marriages happen?

Forced marriage happens when violence is used to force a person to agree to marriage.

Forced marriage is a form of violence.

This violence may take emotional, mental or physical forms. In a forced marriage, consent is extracted under duress, including but not limited to: fraudulent inducement, violence, physical abuse and (especially in the case of minors) psychological or emotional manipulation. It may include:

- Physical and sexual violence
- Threatening behaviour
- Confinement
- Abduction
- Mental and social pressure using religious and cultural justifications
- Restrictions on lifestyle such as limitations on movement, association, dress code, education and career choices
- Financial control
- Isolation from community and family members
- Other demeaning, humiliating and controlling behaviour

Forced marriage involves coercion

In a forced marriage, one or both individuals are coerced into giving their consent. It is not full and free consent; to coerce someone is to force them to act or think in a certain way by use of pressure, threats, or intimidation.

Methods of coercion may include:

- Shaming the victim in the name of upholding the family’s reputation

- Stressing that if the woman or man says no, it will affect their parent's health
- Being told that refusing will effect their siblings' future chances of getting married;
- Threats from a parent, a sibling or a close family member to kill or harm themselves if the marriage does not take place.
- Inducing fear of losing immigration status

Sometimes, if the woman or man continues to resist the arrangement they may experience forms of violence listed above. In some cases, the individual may commit suicide to escape the pressure or the family may murder the individual for resisting the marriage.

Why would someone force a person into marriage?

Parents or caregivers' who force marriages may often believe that they are responsible for and have the right to control their child's life. They may believe that they know what is best for the person, and that they have the right to decide their child's future. Marriage, in their context, may be perceived as their right to choose for their child. Each act of coercion can be read through the lens of power and control.

Motives for forced marriage may stem from the context of an individual's:

- Sexuality
- Religious or cultural beliefs
- Economic status
- Immigration status
- Peer community pressure

Exercise:

What are some other motives that you believe would play into your clients being forced or being the person who forces their child into marriage? Make a list.

Example 1: Parents or caregivers' may perceive that they have the right to controlling sexual freedom, particularly of women — including perceived promiscuity, or being gay, lesbian, bisexual or transgender.

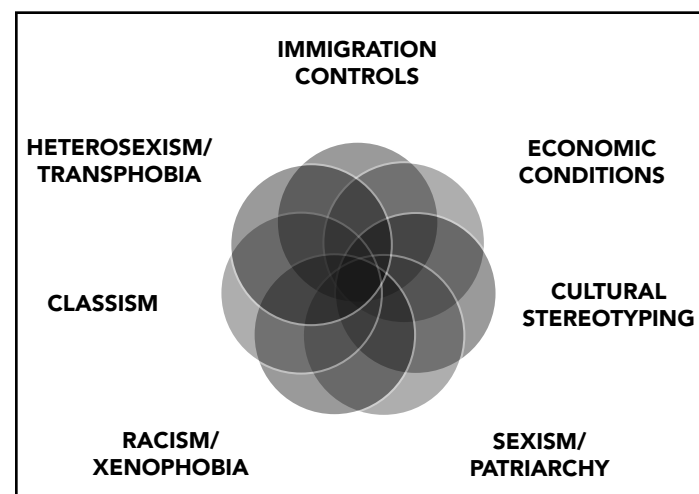
While it is important to have an understanding of the motives that drive parents/caregivers to force their children to marry, these motives should not be accepted as justification for coercion.

Example 2: Parents of caregivers' may have strong ties with their countries of origin. Often, in either responding to pressure from the extended family abroad or the community in Canada, they may force their child into marriage to assist with claims of residency or citizenship.

Contextualising the practice of forced marriage

There are no excuses or valid justifications for the practice of forced marriage. It must, however, be noted that individuals arranging forced marriages are often themselves victimized by complex interacting factors. These factors may include (see diagram below):

It is important to consider how perpetrators of violence may themselves be victims of systemic oppressions. It is vital for service providers to remain non-judgmental, anti-oppressive and anti-racist in doing anti-violence work with diverse communities. Community workers should be aware of how systemic factors constrain and stereotype communities.



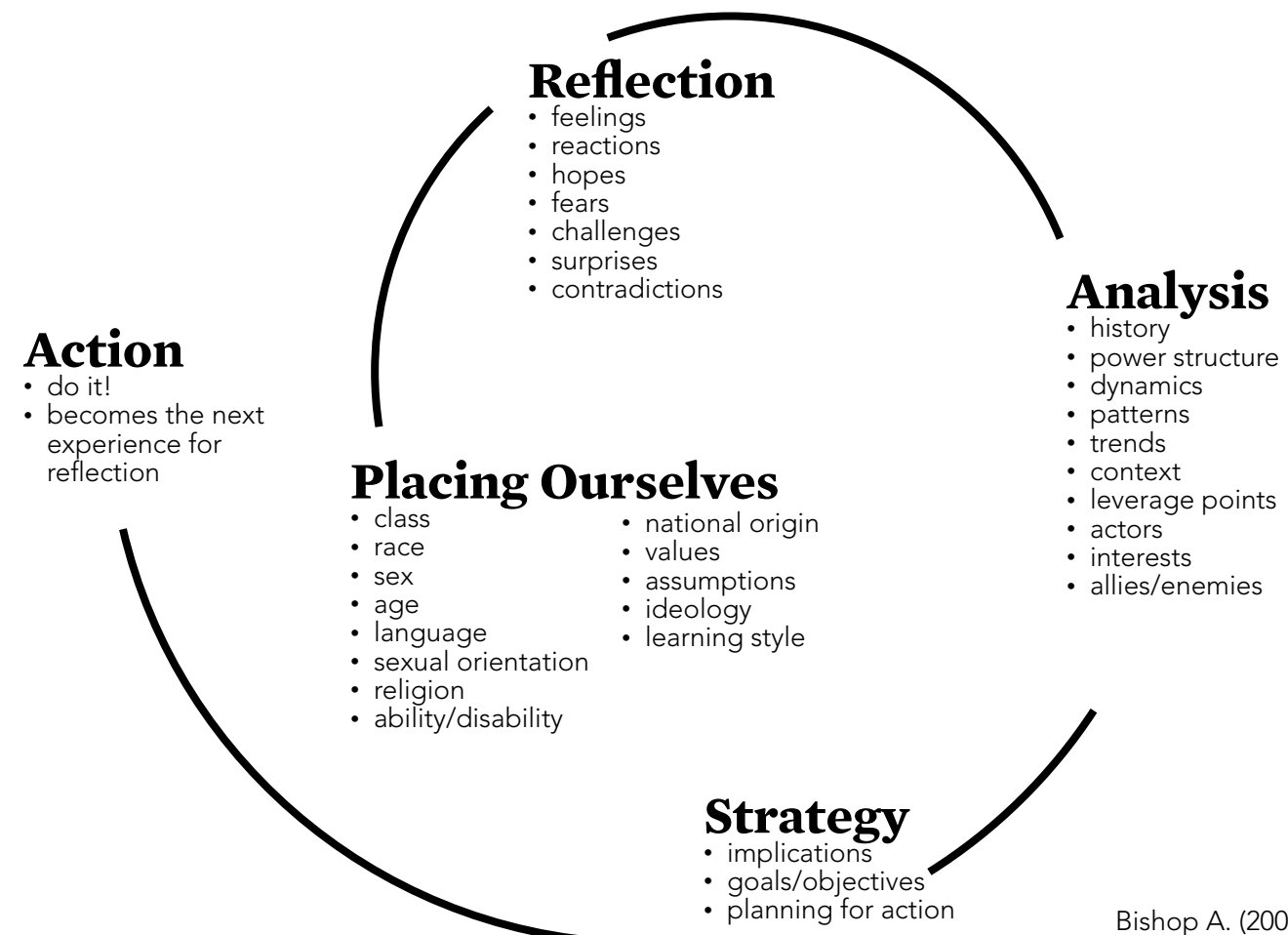
Are Forced Marriages a concern in Canada?

Cases of forced marriage are increasingly coming to the attention of police, social service agencies, healthcare providers, educational, and voluntary organisations across Canada. These forced marriage cases have involved individuals and families from diverse backgrounds. Some forced marriages may take place in Canada with no overseas element, while others involve a partner coming from overseas or a Canadian being sent abroad and forced to marry.

The exact number of forced marriage cases encountered in Canada is not known as the guidelines for identifying or reporting these cases have not been established. Absence of institutional protocols, stigma and lack of awareness about forced marriage cases lends itself to significant under-reporting of its occurrence. With greater awareness and understanding of the issue of forced marriage, the number of cases reported is likely to increase, establishing a critical need for a strong community response.

Exercise: Locate yourself!

Before reading further, take the opportunity to reflect on your social location and how it may impact your understanding of forced marriages. Throughout this toolkit, we encourage you to be aware of your reactions, opinions and feelings about the perpetrators and victims of forced marriages. The diagram of the Spiral Model of Learning illustrates what types of reflection and self-location can contribute to the sort of strategies and action necessary for the prevention of forced marriages.



Common Myths about Forced Marriages

MYTH: There is no difference between an arranged marriage and a forced marriage.

Unlike a forced marriage, an arranged marriage can involve freedom of choice. See the following comparison:

Arranged Marriage

- The topic of marriage is freely discussed, with input from the person who wants to marry.
- The person, with freedom of choice, agrees to marry. While the families are involved, the final decision is made by the person.
- An agreement to marry is made. Arranged marriage takes place.

Forced Marriage

- Marriage is discussed by the parent/s, and a marriage partner is proposed to the person.
- There is no freedom of choice for person the involved. Violence and pressure is applied to make them marry.
- The person is married against their will. Forced marriage takes place.

In sum, all forced marriages are arranged, but all arranged marriages are not forced. In arranged marriages, families arrange the match, but there is freedom of choice.

MYTH: Forced Marriage is a thing of the past.

Forced marriages happen in Canada and in many different parts of the world. There are documented cases, and survivors who can attest to this fact. Like many forms of domestic violence, many victims don't come forward and the practice is shrouded in secrecy. Awareness and work on prevention is needed to respond to these conditions.

MYTH: Forced marriages happen only in certain cultures.

Forced marriages can occur in any culture, any class, any faith and in any place.

MYTH: Forced marriages only happen to young women.

Forced marriages have happened to people of all ages and gender. While many cases of forced marriage involve violence against women, many men are also victims of this practice. Victims can include transgendered and trans-sexual individuals, and queer men and women—individuals who are also vulnerable due to homophobia.

MYTH: Forced marriages are a private family matter.

Forced marriages violate human rights and contravene domestic and international laws. Like marital abuse, they are not a private family matter.

Warning Signs of Forced Marriages

Forced Marriage is a hidden problem, but one which can have a significant impact. Cases of forced marriage may often present themselves within other problems. Possible indicators of a threat of a forced marriage may include:

- Appointments are often missed
- The person appears frightened, excessively anxious or depressed
- The person is always accompanied when attending a consultation
- Injuries are inconsistent with the explanation of the cause of accident
- One partner appears aggressive and overly dominant/ the other is passive and afraid
- Worsening academic performance
- Absence or poor attendance at school or work
- Depression
- Self harm
- Eating disorders
- Regular visits to health care professionals with no obvious illness or reason
- Attempted suicide

Please note that consent from the victim is essential if other agencies are to be contacted. Unlike child abuse, the reporting of adult abuse is not required by law.

Exercise: Perceptions

What are some of your perceptions about forced marriages? Make a list of your first reactions.

Consequences of Forced Marriages

For the Victim:

While consequences vary in each case, some victims of forced marriage may experience:

- Continued coercion, possibly related to immigration or finance
- Emotional, financial, sexual or physical abuse
- Isolation
- Estrangement from family
- Increased vulnerability to domestic violence
- Stigma
- Mental health concerns related to trauma, depression, anxiety, self-harm, eating disorders or suicidal thoughts

For the Community:

The consequences of forced marriage are significant on communities, they may include:

- Further stigmatization and stereotyping of communities in which incidents of cases are noted
- Heightened racism, xenophobia and homophobia
- Strained family relationships and family breakdown
- Increased incidences of violence in community
- Possible increase in use of services addressing domestic violence; including shelters, counselling services and health care services



Section 2 Intervention

How to intervene in cases of forced marriages?

“When a client walks in, sometimes, all I have is that one meeting to provide all the information that they need to keep themselves safe.”

“I have no way of contacting her. I don’t know if she has already been taken abroad.”

“There are resources out there. Youth shelters, counsellors ...”

What can you do?

The Role of Service Providers in Forced Marriage Cases

Service providers who are new to the issue of forced marriage may initially have trouble identifying cases. It is important to remember that forced marriage has many parallels with domestic violence and that victims may turn to a service provider only as a last resort. As in cases of domestic violence, this reluctance may be because of stigma and fear that talking about the issue, even to friends, will be found out by parents/caregivers. Cases of forced marriage may not present as such initially; the victim may come to see you because of self-harming behaviour, depression, anxiety, missing school or withdrawing from social activity. These warning signs are just some of the factors that should prompt service providers to consider whether a forced marriage is part of what brings a client to see them.

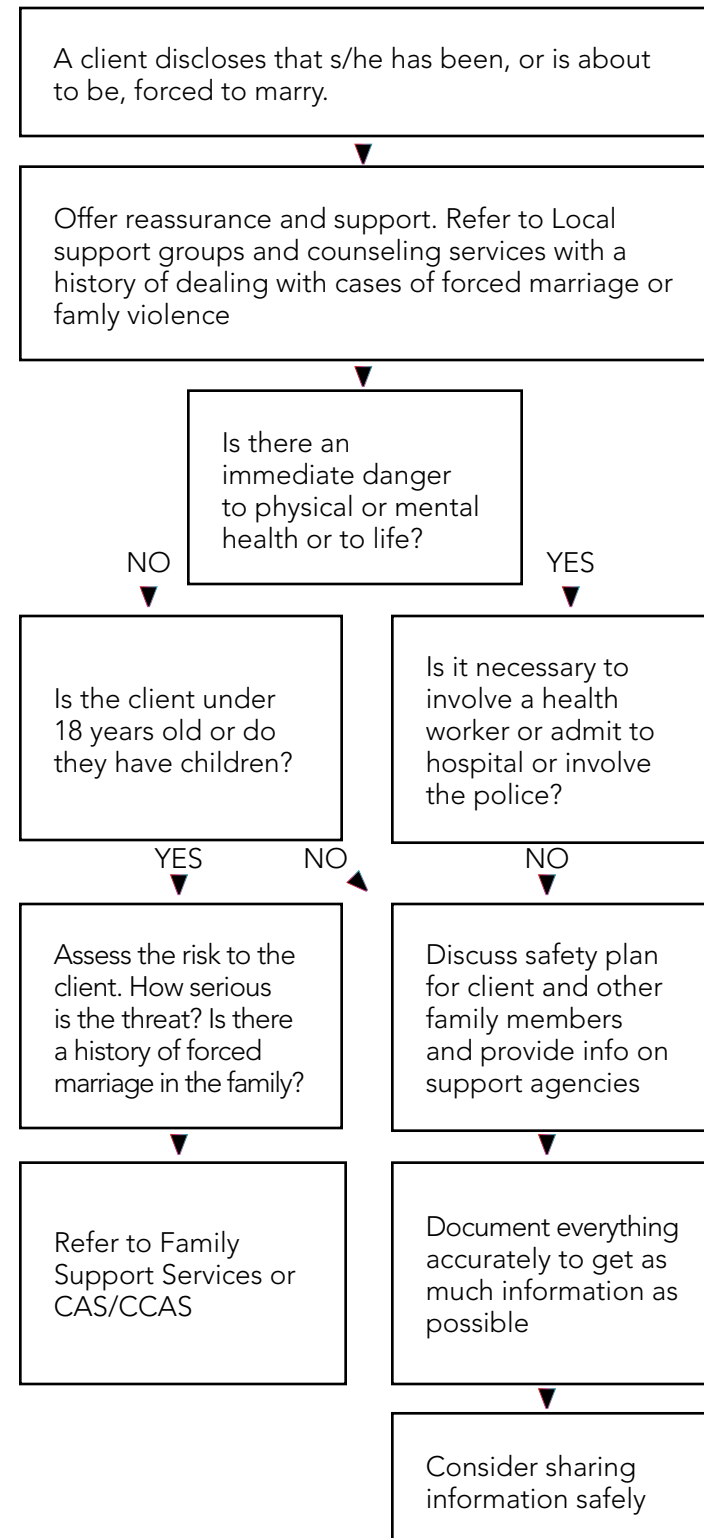
Forced marriages occur either within Canada or abroad. In either scenario, service providers may assist with safety planning, education about rights and responsibilities, looking into the resources and assistance available to the individual and connecting them with the appropriate services. In addition to these practical steps, the service provider can also assist the individual by offering non-judgmental, empathetic support and counselling, if appropriate. The service provider should remain aware that the person seeking assistance may be at risk of experiencing violence or harm if their family learns that they have sought assistance from any community agency. Safety and exposure to risk must always be considered when creating an action plan or offering a client advice in cases of forced marriage and domestic violence.

It is unlikely that one person or agency will be able to address all of the issues associated with forced marriage cases. However, as a first point of contact, a service provider equipped with knowledge of the issue may be an invaluable resource to an individual who may experience, or has already experienced, a forced marriage.

Exercise:

Review the sample case response steps on the following page. Do these steps work for you in your organization? If yes, add questions that you may ask the client. Add resource agencies or service providers that you may refer the client to at different stages. Create a personalised response flowchart that you may use to work with your clients.

SALCO's Forced Marriage Case Response Flowchart



Guidelines when working with people experiencing forced marriage

Provide a Safe Environment

- With reassurances about confidentiality. Advise the client of your legal and professional responsibilities in this regard.
- By listening without judgment—the client may confide in you about personal matters related to sexuality, relationships forbidden by their families, and/or other areas of their private lives. Confidentiality is of utmost importance. Reassure as many times as possible that this information will not be shared.
- Making sure appointments are booked at times when the client can attend in a discrete and safe way (e.g. during a school lunch hour so a young woman can attend unaccompanied without parents/caregivers' knowledge).
- Display relevant information (e.g. related to domestic violence, sexual assault, distress lines, child abuse, women's services, women's services in ethnic/racial communities).

Respect Client Rights

It is important to note that whatever a person's circumstances, they have rights and autonomy to make decisions that should always be respected, including:

- Their personal wishes
- Personal safety and the level of risk
- Confidentiality
- Accurate information about rights and choices

Know the Legal Position

There is no specific criminal offence for forced marriage. However, provisions present within the immigration, family and criminal law are often applicable to offences committed.

Exercise:

Develop an internal organizational form that guides you into asking all the questions and collecting all the client information as listed in the sections above. Hold a staff discussion in evaluating the form and ensuring that everyone has access to tools that help improve client safety.

For example, criminal offences that may be applicable include:

- Sexual Assault
- Threatening behaviour/threats to kill
- Kidnapping
- Abduction
- Assault
- Imprisonment
- Murder

It is important to seek independent legal advice to best meet client needs. Immigration law and family law may also be applicable to protect client rights. Inform the client of their legal rights and leave it to the client's discretion whether or not to report to law authorities.

Remember, reporting may place the client at greater risk. There is one exception to what is stated above, and that is in the cases in which a client is under the age of 16.

Legal Resources:

For more specific information on family law refer to Family Law Education for Women (FLEW) at www.onefamilylaw.ca

To become more familiar with different areas of law and your clients' rights refer to Community Legal Education Ontario's (CLEO) online, easy to understand, legal resource publications at www.cleo.on.ca.

You may also want to partner with legal clinics that are in the area or have subject matter expertise. For a list of legal aid clinics in Ontario, and to find referral information, refer to www.legalaid.on.ca.

Exercise:

Does your organization have a standardised safety planning guide? Does it include the needs of clients who might be facing a forced marriage? Note that often a client may be faced with travel abroad or have particular needs that may not be addressed in your current safety plans. Evaluate your current safety planning guide to include needs of clients who may be facing a forced marriage.

Taking the Right Steps

Initial Steps:

- See the person immediately in a secure and private place
- See the person on their own—even if they attend with others
- Explain all the options to the person and recognize and respect their wishes. If the person does not want social services to intervene, the social worker will need to consider whether the person's wishes should be respected or whether legal reporting duties require that further action be taken
- Reassure the client of social service confidentiality
- Initiate a strategy discussion under child protection procedures to decide whether the young person is suffering, or at risk of, significant harm (in the case of under 16s). Refer to Children's Aid Society website for more guidance. www.oacas.org
- Consider the need for immediate protection and placement away from the family where necessary

Additional Steps:

- Information from case files and database files should be kept strictly confidential and preferably be restricted to named members of staff only
- Give the client, where possible, the choice of the race and gender of the social worker who deals with their case
- Inform them of their right to seek legal advice and representation
- In all cases, assess the risk of harm facing the person and the staff member
- Give them personal safety advice
- Record any injuries and arrange a medical examination. Keep detailed documentation of any injuries or history of abuse, as the police may require this for any subsequent prosecution in related legal matters
- Give the client advice on what service they should expect and from whom
- Maintain a full record of the decisions made and the reason for those decisions
- Ensure that the client has the contact details for their social worker/manager
- Try to refer the client, with their consent, to appropriate counselling services
- Encourage the client to access an appropriate, trustworthy advocacy service that can act on their behalf

Remember:

- Circumstances may be more complex if the person is lesbian, gay, bisexual or transgender
- Male victims of forced marriage may face difficulty in getting their situation to be taken seriously
- When referring a case of forced marriage to other organizations/agencies, ensure they are capable of handling the case appropriately. If in doubt, consider approaching established women's groups who have a history of working with survivors of domestic violence and forced marriage and ask these groups to refer them to reputable agencies

Subject to the need for safety and confidentiality in making enquiries, the following information and documentation should be acquired. It is important to get as much information as possible when a case is first reported, as there may not be another opportunity for the individual reporting to make contact. The case may be reported by a third party or the young person under threat. Whoever reports the case, you should:

- Obtain details of the individual making the report
- Their contact details
- Their relationship with the person

Get the Details

Obtain the important details of the person under threat including:

- Date of report
- Name of individual under threat
- Nationality
- Age
- Date and place of birth
- Passport details
- School details
- Employment details
- Full details of the allegation
- Name and address of parents/caregivers
- Obtain a list from a person under threat of all those friends and family who can be trusted
- Establish a code word to ensure you are speaking to the right person
- Establish a way of contacting them discreetly in the future that will not put them at risk of harm
- Obtain any background information including schools attended, involvement by police, doctors or other health services etc
- Record details about any threats or hostile actions against the client, whether reported by the victim or a third party

- Obtain a recent photograph and other identifying documents. Document any other distinguishing features such as birthmarks, tattoos, etc
- Establish the nature and level of risk to the safety of the individual (e.g. are they pregnant, do they have a secret boyfriend/girlfriend, are they self-harming, are they already secretly married)
- Establish if there are any other family members at risk of forced marriage or if there is a family history of forced marriage and abuse

Know What Not to Do

- Do not send the individual away in the belief that it is not your responsibility
- Do not approach the family or friends, unless the individual asks you to do so
- Do not send the individual back to their family without their permission
- Do not breach confidentiality
- Do not attempt to be a mediator
- Do not contact community leaders unless requested to by the individual
- Do not disclose someone's lack of immigration status to police or immigration authorities
- Do not provide legal advice unless you are qualified to do so

Planning to Leave / Exit Strategies

Much of the advice below also pertains to persons who may not be preparing for a planned exit, but as a means of advance preparation should an emergency exit ever be required.

When devising an exit strategy the individual should be fully consulted to ascertain their future needs and have their wishes respected. Safety is paramount. Avoid putting yourself or others at risk.

The following are some recommendations of things an individual should consider when thinking about or devising an exit strategy.

- Open a bank account in his/her name
- Leave copies of important documents such as passport, Social Insurance Number and birth certificate with the police or a trusted friend
- Leave spare clothing, cash, etc. with a trusted person
- Keep help line numbers close at hand
- Have a telephone card or change for urgent telephone calls
- Arrange alternative "emergency" accommodation should the need arise

Encourage the individual to consider:

- Who they could go to in an emergency
- Who would be able to send them money if necessary
- The possible finality of this decision

If the individual is leaving the home:

- Police officers should accompany them if they insist on returning to collect their possessions
- Consider asking a third party to collect the individuals possessions i.e. a social worker
- Refer the individual to appropriate agencies/support groups for information and assistance

Personal possessions to take may include:

- Proof of identity (something with a photograph and signature i.e. passport, student ID card, photo-card driving license, and social insurance number)
- Medication and medical cards
- Address book and photographs
- Marriage/ divorce papers
- Jewellery and clothing

Please note however that no possessions are more important than safety and should be left behind if necessary.

Exercise:

Do you have partnerships with NGOs abroad? If not, what are some agencies that you would refer your client to if they were to be taken abroad? Create an internal list through collaborating with staff and partner agencies. Refer to www.forcedmarriages.ca for a list of international resources.

Note: Diverse staff members may have connections with NGOs from their countries of origin. Explore their networks.

Cases of Forced Marriages Abroad

Forced marriages that involve Canadians who are forced to get married outside of Canada are of special concern. These transnational forced marriages are often outside the jurisdiction of Canadian law and may leave the individuals (particularly women and minors) in vulnerable situations in remote areas with limited or no access to support from local services or Canadian authorities.

Forced Marriage may occur overseas. The person may be tricked into traveling abroad on the pretence to see a dying or sick relative or even a family holiday. If they find themselves in this situation, their experience may be similar to that of a hostage. If foreign travel is mentioned and there is a fear that this may be a means of forcing a marriage, ensure they are aware and prepared for the various difficulties they may encounter if they want to return to Canada.

“Canada opposes the practice of forced marriage and urges all countries to respect their international human rights obligations relating to free and full consent to marriage. Forced marriage constitutes a human rights violation under international law to which Canada is a signatory.” — Department of Foreign Affairs and International Trade (DFAIT)

It is important to note that your client's immigration status will impact the type of options available to them if they are forced to marry while abroad. Keep in mind that Canadian embassies abroad can only offer assistance to Canadian citizens and that permanent residents and temporary residents must explore the other options described below.

The options available to permanent and temporary residents of Canada vary based on the individual's country of origin. Non-citizens should be advised to follow the safety planning steps outlined in this toolkit, including maintaining contact with someone in Canada, creating code words if they are in distress and seeking assistance locally if possible.

Resources available to individuals who suspect they may be the victims of a forced marriage or have been forced to marry while abroad are limited. Key options include:

Option 1: Accessing Services at the Local Non-Governmental Organizations

Services available to Canadian citizens, permanent and temporary residents

There are a number of independent, advocacy and non-governmental organizations (NGOs) located outside of Canada that may provide assistance to victims of forced marriages. The services of these organizations are available to citizens and non-citizens, and may include the provision of shelter, referral services and advocacy on behalf of the victim. Often, the Canadian embassy abroad may be able to link permanent residents and temporary residents of Canada to local NGOs or lawyers.

Some of the other agencies that have international presence like Amnesty International (www.amnesty.org), or, Association for Women in Development (AWID) (www.awid.org) might be leads that you may explore in connecting with agencies that work in the countries that your client has been taken abroad to.

A comprehensive list of local NGOs has been created through a project in United Kingdom called 'Strategies to Address 'Crimes of Honour'', a joint project between CIMEL (the Centre of Islamic and Middle Eastern Law) and INTERIGHTS (the International Centre for the Legal Protection of Human Rights). This 'Honour Crimes Directory' is available at <http://www.soas.ac.uk/honourcrimes/directory/>

Forced Marriage Unit (FMU) established in the United Kingdom, has extensive resources dedicated to helping the victims of forced marriage abroad. Contacting them to leverage their partnerships with NGOs abroad may also be a step that you explore. [<http://www.fco.gov.uk/en/travel-and-living-abroad/when-things-go-wrong/forced-marriage/>]

Option 2: Emergency Financial Assistance for Canadians Victimized Abroad*

Funding available to Canadian Citizens who are victims of crimes while abroad

Emergency financial assistance is available to individual Canadians who are victims of specified serious violent crimes in a foreign jurisdiction for emergency situations of undue hardship where no other source of financial assistance is available. (The specified crimes are homicide, sexual assault, and aggravated assault or assault with serious personal violence, including against a child.) This emergency financial assistance is available through the Victims Fund, which is administered by the Department of Justice Policy Centre for Victim Issues (PCVI).

Any Canadian may apply to the Department of Justice for emergency financial assistance if s/he is:

- the victim of a violent crime in a foreign jurisdiction;
- a family member of a victim who is dead, ill or incapacitated due to their victimization in a foreign jurisdiction; or
- in the case of a child, a parent or the person responsible for the care and support of the child.

The Victims Fund may help cover the following expenses, where the victim has no other source of financial assistance, up to a maximum of \$5,000 (excluding travel costs):

- travel expenses to return to the country where the crime occurred in order to attend the preliminary hearing and/or the trial or equivalent process;
- travel expenses to return to the country where the crime occurred in order to testify at the preliminary hearing and/or trial if the host country is unwilling or unable to pay;
- travel expenses for a support person to be with a Canadian victimized abroad, during the immediate aftermath of the crime;
- expenses for a Canadian victim of crime to return to Canada;
- out-of-pocket expenses due to being a victim of a violent crime; and
- upon return to the victim's home province or territory, financial assistance for professional counselling that would otherwise be covered by the province or territory if the crime had occurred in that jurisdiction.

How do you apply?

Step 1: Report the crime to the Canadian Embassy or Consulate

A Canadian who becomes a victim of a serious violent crime in a foreign jurisdiction should immediately attempt to report the crime to the local Canadian Embassy or Consulate. The primary concern of the Embassy or Consulate staff is the victim's personal and physical safety. Consular staff can assist with arranging help in a medical emergency; provide guidance on sources of information about local laws and regulations; contact next of kin, where authorized, in the event of an accident or death; and request that local authorities investigate suspicious circumstances in the event of an alleged or apparent crime or death. Consular staff should notify the Victims Fund Manager that a victim may be applying for emergency financial assistance.

Step 2: Contact local police

If possible, a Canadian victimized abroad should contact local police to report the incident and obtain immediate help with safety concerns. It is a good idea to request a copy of the police report. The police report serves a number of purposes. It may provide the

victim with contact information and it may be required for insurance purposes at a later date and if applying for compensation for criminal injuries.

A copy of the police report should accompany the Application for Emergency Financial Assistance from the Victims Fund.

Caution: While contacting the police is often the first response to emergency situations such as this it is always important to be cautious and evaluate whether contacting the police may increase your client's risk. In remote areas, police may be susceptible to family pressure and give out your client's information to their abuser. Involving a local NGO and using their contacts with the local police may be a safer alternative. If you are unsure about your knowledge of the country or locality where your client has been taken, contact a partner agency that may be able to guide you better.

Step 3: Apply to the Department of Justice for Emergency Financial Assistance

A Canadian victimized abroad may apply for funding by completing the Application Form for Emergency Financial Assistance for Canadians Victimized Abroad found on the Department of Justice Canada website at <http://canada.justice.gc.ca/eng/pi/pcvi-cpcv/fun-fin2.html>.

The application form may also be obtained by writing to the Victims Fund Manager

Programs Branch, Department of Justice
284 Wellington Street , 6th Floor
Ottawa , ON K1A 0H8
Email: Victims-Abroad-Fund-Manager@justice.gc.ca

Applications may be sent electronically, by fax or by mail.

*Information from: <http://canada.justice.gc.ca/eng/pi/pcvi-cpcv/financ.html> (Appendix 1)

Obtaining Help at a Canadian Embassy while Abroad:

Consular officials can help the client if they are a victim of abuse, require assistance returning to Canada, need a list of lawyers, are concerned about fair treatment under a country's laws or need assistance in a foreign country.

Option 3: Services offered through Canadian Embassies and the Department of Justice

Services Available to Canadian Citizens

Canadian citizens may utilize services offered by the Department of Foreign Affairs and International Trade (DFAIT). The Department of Justice also operates an emergency fund for Canadians who are victimized abroad either through homicide, sexual assault, aggravated assault or assault with serious personal violence, including against a child. Contacting the local police may be crucial to receiving protection as the Canadian consulate may have limited jurisdiction to act on infractions or crimes that occur outside its grounds.

Department of Foreign Affairs and International Trade

It is important to encourage the individual to register with the Department of Foreign Affairs and International Trade (DFAIT) before leaving. DFAIT offers a registration service to all Canadian citizens living or traveling abroad. DFAIT can assist the individual in the case of an emergency, such as a natural disaster or civil unrest, or to inform them of a family emergency at home. See Appendix 2 for the form or visit the link below to register:

https://www.voyage2.gc.ca/Registration_inscription/orportal-eng.aspx?Page=rsignupack

If your client believes they maybe forced to marry abroad:

- Before leaving— They should contact provincial social welfare authorities and the local police.
- If they are already overseas, they should contact the nearest Canadian government office abroad or contact the Emergency Operations Centre at 1-800-267-6788 (in North America) or call collect at 613-996-8885 (where available).

Potential difficulties faced while abroad:

- Individuals may find it impossible to communicate by telephone and email
- Individuals may not have access to their passport or money
- Young women may not be able to leave the house unaccompanied
- They may not receive the support they expect from neighbours, local police, family friends or taxi drivers
- They may also find themselves subjected to violence or threats of violence
- A husband may be able to lawfully impose travel restrictions on his wife and children, preventing their return to Canada. Local laws may also allow him to retain the woman's passport and assets, even if the couple is divorced.

Precautions to take in case travel abroad is unavoidable:

If the client suspects that forced marriage may be the reason for their travel abroad, they should try to avoid going on the trip. However, sometimes foreign travel is unavoidable and refusal or resistance may jeopardize the individual's safety. If traveling abroad is unavoidable, the individual should take the following precautions prior to leaving:

- Address and contact number of the nearest Canadian Government Office in the country that is being visited. A list is available online at: http://www.voyage.gc.ca/main/foreign/fordest/foreign_clientview-en.asp.
- The offices can help by: Issuing emergency passports, assisting with safe accommodation and transport and working to help the victim return to Canada
- Advise them to take emergency cash in case problems arise in the country of destination together with contact details of someone they can trust to help them
- Advise them not to drink or eat anything offered before the flight as it may be drugged. Remind them that they can always ask for help at the airport - by screaming if necessary.
- Contact the airport prior to departure as the airport authorities might be able to assist.



Section 3 Prevention

Preventing Cases of Forced Marriages

“I want to make sure that each youth knows that they have a choice”

“I don’t understand parents who force their children to marry. What could possibly make them believe that this is a good choice for their child?”

“We organised a full day seminar with young girls in our community, creating a safe space for them”

Without effective prevention initiatives, the practice of forced marriages will continue to take place. The majority of work around forced marriage involves prevention.

In order to effectively prevent forced marriage, community members of all ages need to be involved in building awareness around the issue.

This section of the toolkit contains strategies on how you can facilitate conversations with youth and parents/caregivers to raise awareness. These conversations should challenge people’s beliefs about forced marriages and highlight its negative effects.

Community Engagement Methods

In order to reach as many community members as possible, please think creatively about how and where these activities and information about forced marriage can be shared.

Consider holding discussions and completing activities in:

- high schools and middle schools
- university and high school clubs & associations
- religious centres
- health clinics
- youth groups
- drop in centres and groups
- book stores
- community centres
- parenting groups
- a moderated online discussion forum
- university classes
- college classes
- arts-based drop-ins
- public events organized around the issue
- reading groups or book clubs
- community agencies
- senior’s centres and groups

Conducting workshops and discussion on forced marriage in these settings may introduce the topic and related concepts to new audiences. In addition to working with community members, further engagement with school systems, government officials and management at service agencies will also help extend awareness efforts to new audiences.

While designing a workshop, ensure:

- confidentiality and respect for participant views
- activities are focussed on creating a dialogue
- anti-racist, anti-oppressive approach
- including arts-based, or, interactive activities where topics can be approached through a more nuanced direct /indirect way
- sharing of information or designing activities that add to participant empowerment (either through an activity that gives them tools to deal with an issue or sharing information that makes them feel equipped in handling the topic on hand)
- incorporation of an advocacy component, where participants view themselves as agents of change.

Safe space: is an environment where participants feel safe sharing their opinions, where judgement is reserved and diversity of each member and their perspective finds group support. The environment should not become hostile, judgemental or unsafe for participants to express their thoughts. This is possible by setting group ground rules, creating activities that encourage inclusion of all members and by creating a group agenda that is focussed on creating a positive environment.

Note: A way of evaluating whether the exercises that you have created are relevant or not would be to look at the “Principles of Unity” outlined in the Introduction section of the toolkit. Are the exercises anti-oppressive? It is very important to create exercises that reinforce the principles outlined and where forced marriage as an issue is addressed through an anti-violence perspective.

Example: Are the examples of forced marriage cases you use in the workshops inclusive of all religions, communities and cultures? Are you creating outreach materials that would include diversity of audiences?

Youth-Focused Activities

It is important to keep group activities for youth exciting and engaging. Facilitators must be prepared to answer questions and to maintain consistent energy levels in these sessions. Depending on the group dynamics and preferences, arts-based activities, role play or written activities may be appropriate.

While planning youth work around forced marriages, it may be important to approach the topic from several familiar issues—like, violence in dating relationships, or, intergenerational conflict. The beginning of the workshop should focus on breaking the ice, making participants feel safe about sharing their opinions and experiences and then introducing topics that require a more intrusive conversation. An alternative is to use case studies, or role plays, where the issue is approached from an outsider perspective. Closing activities should focus on debriefing and ensuring that participants are able to connect with service providers should they need help.

Some possible workshops and discussions to have with youth may include:

- Gender as a construct
- Rights & Responsibilities
- Safety planning—for youth and their other family members
- Intergenerational communication

Caution: If your youth group may include members below the age of 16, consider organizational policies around disclosure. If abuse is disclosed, is the workshop facilitator equipped to handle the situation?

Objective 1:

To create a dialogue around gender construction and its impact on how it shapes their reality.

Activity: Gender Mosaic

This activity involves making collages of images of men and women using magazines, newspapers, catalogues or flyers to examine how gender roles are constructed. Ask participants to include every third image they see of each gender in their collage, along with images that appeal to them.

When participants have completed their collage, ask them to consider the following questions:

1. Are the images in the collages reflective of a mix of racial groups?
2. Do you see a range of age groups represented?
3. How are men and women portrayed differently?
4. What activities are men and women participating in?
5. What rooms or spaces are men shown in?
6. What rooms or spaces are women shown in?

Ask the youth to create a list of types of characteristics that are valued in the images they have collected. These values may include youthfulness, thinness or whiteness.

Ask the participants to make a list of the people and characteristics that are missing or underrepresented in the images they have seen. These omissions may include people of size, older people, people of colour or people with disabilities.

Next, ask the participants to make a list of the qualities that they value in people and the values they have learned from their families and parents/caregivers. Ask them to consider whether the images that they have collected reflect their beliefs and values and to discuss why they value alternative images and characteristics.

Objective 2

Allow space for youth to critically think about the reality of a forced marriage.

Activity: Case Study and Discussion

- Provide participants with a case study of a young woman or man who does not wish to marry the person their parents have set them up with.
- Read the case study aloud.
- Write the following questions on flipchart, and facilitate a discussion:
 - How would you feel if this was you?
 - Imagine what you might do in this scenario.

Exercise:

Does your organization conduct workshops with youth? Is violence prevention or healthy relationships a part of your youth work? Consider adding a forced marriage case study to a violence prevention workshop. Or, add an activity where youth discuss intergenerational issues and create communication strategies that mitigate conflict with parents.

Parent-Focused Activities

It is also important to keep activities for parents/caregivers interesting and engaging. Similar to youth activities, facilitators must be prepared to answer questions and to maintain consistent energy levels in these sessions. The goal of these sessions is not to judge parenting skills or styles. It is to enhance communication with children by discussing topics that are often considered difficult or taboo.

Some possible workshops and discussions to have with parents/caregivers may include:

- Intergenerational Issues—traditional role expectations, dating, sexuality
- Post-migration stress
- Discussion of parenting fears/challenges
- Legal rights and responsibilities
- Gender roles and constructs

Sample Activities for Parents on Forced Marriage

Objective 1: To better understand the difference between an ‘arranged marriage’ or ‘marriage with choice’ and a ‘forced marriage’.

Activity: By choice or forced?

Hand out the spectrum with all 8 stages to participants.

Divide them into pairs and have them decide at what number is the marriage ‘forced’.

Go through questions and answers as a large group. This is a chance to dispel myths and answer questions that participants may have.

Objective 2: To allow space for parents to critically think about case studies.

Activity: Case Study and Discussion

Provide participants with a case study of a young woman who does not wish to marry the person her parents/caregivers have set her up with. For examples of case studies, see Section 4.

Read the case study aloud.

Write the following questions on flipchart, and facilitate a discussion, with questions such as:

- Imagine this happened to your family. How would you react?
- Can you think of a time when a marriage in your family/community didn’t work? What are your thoughts about this?

1	Parent/s start to think about their child getting married.
2	Parent/s begin to talk about their child’s marriage, perhaps suggesting or looking for potential partners.
3	The topic of marriage is freely discussed, resulting in a mutual acceptance or rejection of ideas or options.
4	An agreement to marry is made. Whilst the families of those who are marrying are involved in the process, the final decision lies with those who are to be married. Arranged marriage takes place.
5	Marriage is discussed, but with no mutual acceptance or rejection of ideas.
6	There is pressure to marry, which may take the form of emotional blackmail or appeals to conform to traditional family roles and values.
7	Demands to accept a marriage proposal are accompanied by physical, mental and/or emotional pressure and violence.
8	The people concerned are manoeuvred into going through the marriage ceremony against their will.

Closing Activity:

(Can be used for both parents and youth)

After these activities, ask participants to reflect on what they will take away from the workshop.

Ask them the following questions and have them reflect silently:

- Have you learned anything new or surprising about yourself?
- Do you have ideas on how you might make these changes?
- How do you feel now that the workshop has ended?
- Are you feeling something different from when you walked into the room?
- Ask each participant to share one thing they will take from the workshop into their lives.

Adapted from Forced Marriage Workshop. Refer to note (Ritu will send e=mail)

Exercise:

Do you have partnerships with NGOs abroad? If not, what are some agencies that you would refer your client to if they were to be taken abroad? Create an internal list through collaborating with staff

Section 4 Case Studies

Section 4: Examples of Forced Marriage Cases

“I can’t wait to finish school really. But if I don’t stay on for tenth grade I’ll have to get married.”

“My mom was saying—You have to marry him or your dad will divorce me.”

“My parents have told me that if I promise to marry this man when I graduate then I can carry on at university. But since I’ve been here I’ve met someone else and now I don’t know what I’m going to do.”

“We don’t want to leave our families; we just don’t want to be forced into a marriage.”

The cases listed in this section are fictional. They have been created to represent the diversity and nuances of situations that a client that has been or is in a threat of being forced into marriage may find themselves in. Use these sample case studies to evaluate your ability to respond, develop case response systems and engage with other staff members in your organization to discuss and create tools that are relevant to meeting needs of clients facing forced marriages.

You may also, as you walk through some of these cases, discover gaps in your ability to meet client needs—develop partnerships with agencies that you may refer clients to, constantly ensuring that safety and risk assessments guide your casework.

Another alternative would be to schedule a training session with South Asian Legal Clinic of Ontario (SALCO) on forced marriages. To request a session, fill out the contact form on www.forcedmarriages.ca.

Exploring a Case Study

A 25-year old man always felt depressed in school and was taking drugs to try and ease his depression. When his family learned of his sexuality they choose to disassociate with him. He was struggling with reconciling his sexuality, religion and family expectations. One day he is shocked to see that his parents are paying him a visit. His parents visit only to tell him that he can come back home and have his family back if he marries a woman from the community, who they already approve of so that he can lead a “normal” life. The parents wanted to find a way to “cure” their son. After much thought, he decides to marry this woman in exchange for getting his family back. After their marriage, the young couple argue constantly, which sometimes leads to violence.

How can an ally help?

As you read through the case you may notice several issues that need to get addressed as you work with your client. Assume that your client is the young man.

What are some issues that need attention?

- Finding services/ counsellors that can speak to a man about violence
- Addressing the mental health issues of depression and drug abuse
- The young man identifies as someone who is not straight. He has just come out and is dealing with denial and isolation from close family members. He needs support through the process of coming out and accepting his sexuality.
- Violence in the marital relationship. Here, you may need to address the needs of his partner – who may or may not know about his sexuality or the force used to get him married. She may need extensive counselling and support.
- Conflict with parents and isolation from family members.

Tips:

Refer to the Resource section of the toolkit to find agencies that are responsive to forced marriage cases. Connect with agencies that are a part of the ‘Network of Agencies Against Forced Marriages (NAAFAM)’ – they have knowledge and experience that may guide you in framing your response to forced marriages.

You may also refer to “SALCO’s Case Response Flowchart” (in Section 2) as a starting point to work on a case.

What are some things that a service provider may do?

- A mental health agency may also be a referral source for meeting his depression and drug abuse needs where they connect him with support groups or individual counselling.
- An agency that actively helps clients from the LGBTQ community would be another support that would be critical in helping the client come to terms with his sexuality. Getting isolated and facing constant rejection will continue the cycle of violence.
- Parents are a large source of the issues surrounding this case. If the client expresses need in having the service provider talk to them – and, if the agency is equipped to work with families of the clients, then, a mediation, where the parents may be brought into the solution seeking exercise can take place. They may be contacted on the premise of addressing the mental health issues and counselled into talking about his sexuality.

Caution: Contacting family members is an option if and only if the client themselves express the need. As a service provider, you have to assess the risk of taking this step and follow organizational protocols.

- Religion is also a source of conflict here. While all agencies may not be able to address this need, it might help to explore if there are books, community leaders or people who the client can talk about his feelings of ‘betraying’ his faith or community. This is again a nuance that may need either a referral to an agency that is familiar in working on these cases or can offer some guidance to the case worker.
- The young man may also express the need to seek an annulment or a divorce. It is important that at this point you refer him to legal help. Legal aid clinics may be able to help.

Each case is unique and will bring unique challenges that a service provider may or may not be able to address. It is important that in doing this case work service providers seek support from their agencies, and build partnerships with other agencies.

Outlined below are several other cases that explore some other nuances of cases of forced marriages. Work through them to test your ability to respond and make notes of what you may do and what you may need to seek help for. You may also use these cases in holding workshops or training sessions with service providers in your agency.

Case Study:

A 17-year old girl begins developing an eating disorder and starts missing school when she realizes that she has approached that “specific age” and her life will completely change. She remembers how her older sister had to get married at the age of 17 to someone twice her age, but of the same culture and same faith. She knows her sister is very unhappy because her sister does not love the man, but at least he is able to financially support the family while her sister stays at home with their kids.

The 17-year old girl is nervous about her impending marriage; she knows her husband will be her cousin who is 35-years old, and someone she has seen at family parties. She is not interested in pursuing a marriage with him, but her parents said they would disown her if she does not marry him. She does not know who turn to for help? If her family disowns her she doesn’t know where to go. She wants to get out of this situation.

What can an ally do?

Case Study:

A 26-year old woman visited a social worker at a local community centre and discussed how she was no longer comfortable living with her husband. He would not allow her to leave the house, he would lock the door behind him when he would leave, and refuses for her to get a job or go back to school. Whenever she tried to speak up, he would hit her and keep her under house arrest. When she sought comfort through her family they only tormented her by saying that “divorce is frowned upon in religion, and that if he is abusing you, then you need to become a ‘better’ wife.” The woman also reveals that her marriage to this man was forced.

After explaining this situation to the social worker, the social worker just advises her to run away and forget community pressures. The social worker gives her brochures of shelters she can turn to for help and the steps she needs to take for looking for employment. The young woman feels lost.

How can an ally help?

Case Study:

A young 16-year old woman just found out that she is pregnant. She is from a very conservative family and her boyfriend wants nothing to do with her or the baby anymore. The young woman decides to confide in her family about her pregnancy. After much physical and mental abuse, her parents stated that she must marry someone else to maintain the family’s social status. The parents do not want anyone to know that their daughter had a baby out of wedlock. The parents stated that if she does not marry the man they choose they will kick her out of the house and leave her to “die on the streets.” The young woman decides to marry the man her parents choose for her. Her parents get her married. The mother also warned her that she must sleep with her husband to make him think he got her pregnant.

The young woman gives birth to the child, and the husband still believes it is his child. However, throughout the relationship he is always beating her and claiming she is not good enough for him. The young woman wants to leave the relationship.

How can an ally help?

Case Study:

A young woman travels overseas on vacation with her family. Instead of the promised family holiday, her parents take her to their remote family village. She finds out that everyone is intending to get her married. She is confined within the house, emotionally pressured and unsure of what to do. She text messages her friend in Canada and tells her what is going on. She wants to return to Canada and needs help in returning home. Her friend begins searching for information from the net, and, confides in the counsellor at school. She is afraid for her friend's safety.

How can an ally help?

Section 5 Advocacy

Section 5: Advocacy

“Forced Marriages are wrong. As a service provider that works with youth, I recognised the gaps in our organization in handling these cases. We have now started hosting violence prevention workshops that not only address dating violence, but also talk about forced marriages, where we acknowledge families as a potential source of abuse and open up space for young people to talk about these issues...”

“We serve clients only after violence has occurred in their lives. Understanding the issue of forced marriages made us come together as an organization and ask our funders to provide funding that lets us focus on the prevention piece – where our work is now not limited only to serving people after violence has occurred, but where we hold workshops, and encourage people to come talk to us if they feel they are under threat...”

“Canada has to have a response to these cases. If my client is abroad, I need to know that there is someone there who will ensure that they return safely to their country. We definitely need to let everyone know that we care and will protect all Canadians...”

Advocacy around forced marriage must involve building community awareness and accountability around the issue. This requires moving beyond the client perspective towards broader community and systemic change so that forced marriages no longer occur.

As identified in previous sections of the toolkit, there are many barriers that must be addressed for the prevention and abolition of forced marriages. Some of the barriers and gaps that must be addressed include:

- the lack of protocols at the institutional level
- jurisdictional issues
- lack of trust between communities and authorities
- complexities related to the immigration and refugee process
- the context within which the practice is located, including social and economic concerns
- lack of capacity to address an incident ex. at the school level
- lack of knowledge around the issue.

Here are some ways in which you can address the barriers and advocate against forced marriages:

- Develop an organizational response to addressing forced marriages
- Join the ‘Network of Agencies Against Forced Marriages’ and actively participate in coalitions that fight against violence and create a collective response
- Challenge the traditional understanding of how violence plays out predominantly in an intimate partner setting.
- Create anti-racist and anti-oppressive anti-violence programs where violence experienced by marginalised communities is not ‘different,’ ‘cultural’ or ‘barbaric’ – but treated as what it is – a manifestation of violence – which is an issue of patriarchy, and power and control.
- Expand provision of prevention focused anti-violence work. Systemic shift in addressing gender based violence is critical where agencies have equal focus on pre-crisis services that aim at addressing patriarchy – and preventing violence from happening in the first place.
- Research that focuses on understanding the issue of forced marriages as it plays out in Canada is critical. Currently, there is no research that either grounds the understanding of forced marriage in Canada, or, expands on the needs of agencies addressing them.
- Advocate creation of institutional protocols and availability of government response systems that enable clients that are facing a forced marriage abroad to return to Canada safely.
- Training of service providers on addressing forced marriage cases, where, each service provider feels equipped to handle clients with diverse needs.

- Media portrayal of forced marriages that focuses on not the 'uniqueness' of the issue but on the common experience of violence that is experienced by communities across the world would help remove the stigma associated from the issue and address it in a way that allows communities to feel safe. Media focus on the lack of services, institutional protocols or government response may also be used as a tool to energising Canada in responding to the issue.
- Developing international partnerships that create safety for all clients if they are taken abroad against their will. In particular, these partnerships should enable not only Canadian citizens but also, permanent residents, temporary status and non-status Canadians to access help.

Exercise:

How will you advocate against forced marriages? Outline the different roles that you play as a community member, a service provider, a parent, a sibling, a person of a religious faith, or, as a citizen of a country. How will you leverage these roles and the social power that comes with holding these to address the issue of forced marriages?



Section 6 Resource List

Section 6: Resource List

It is very unlikely that any single agency will be able to meet all the needs of a person who is at risk of being forced into marriage, or is actually forced into marriage. Instead, it is essential to use a multi-agency approach.

www.forcedmarriages.ca is set up to be a primary source of information on seeking help around the issue of forced marriages. It has an updated list of 'Network of Agencies Against Forced Marriages,' community partners that have experience and knowledge to help you.

The Network of Agencies Against Forced Marriages (NAAFAM) includes a range of committed community partners, who are equipped to further address the issues surrounding a threat of or a forced marriage.

*This resource list is updated monthly at
www.forcedmarriages.ca.*

Below is a list of current (May 2010) NAAFAM members:

Access Alliance Multicultural Community and Health Services

Programs and services for immigrants and refugees
Multiple locations in GTA

340 College Street, Toronto
(416) 324-8677
www.accessalliance.ca

Agincourt Community Services

Address needs of children, youth, seniors, newcomers &
underserved communities

4155 Sheppard Avenue East, Suite 100, Toronto
(416) 762-8798
stopforcedmarriage@gmail.com
www.agincourtcommunityservices.com

Bloor Information and Life Skills Centre

Immigration, settlement and counselling services

672 Dupont Street, Suite 314, Toronto
(416) 531-4613
www.bloorinfo.org

Council of Agencies Serving South Asians

Resource for information, research, mobilization &
coordination on social justice

2401 Eglinton Avenue East, Suite 212, Toronto
(416) 932-1359
www.cassa.on.ca

India Rainbow Community Services of Peel

Settlement, health, education and social services
Locations throughout Peel Region

(905) 275 2369
www.indiarainbow.org

Justice for Children and Youth

Legal support for age 17 and under

415 Yonge Street, Suite 1203, Toronto
(416) 920-1633
www.jfcy.org

Midaynta Community Services

Settlement and counselling services

1992 Yonge Street, Suite 203, Toronto
(416) 544-1992
www.midaynta.com

Newcomer Support Services Toronto

Settlement services for women

745 Danforth Avenue, Suite 401, Toronto
(416) 469-0196
www.newcomerwomen.org

South Asian Legal Clinic of Ontario

Advice, services, and legal representation to low-income South Asians

45 Sheppard Avenue East, Suite 106A
(416) 487-6371
www.salc.on.ca

The Alternative for Her Community Centre (TAFHCC)

Recreational programs and culturally sensitive social services

2975 Don Mills Road, North York (by appointment)
(416) 949-7411
http://thealternativeforher.tripod.com

The Alliance for South Asian AIDS Prevention (ASAAP)

Health promotion, support and advocacy for South Asians affected by HIV/AIDS

20 Carlton Street, Suite M126, Toronto
(416) 599-2727
www.asaap.ca

The Arab Community Centre of Toronto (ACCT)

Settlement and integration services
5 locations across the Greater Toronto Area

(416) 231-7746
www.arabcommunitycentre.com

Thorncliffe Neighbourhood Office (TNO)

Settlement, employment and counselling services

45 Overlea Boulevard, Unit 108A, Toronto
(416) 421- 8997
www.thorncliffe.org

Toronto Community Housing Corporation

Social housing provider

(416) 898-2640
www.torontohousing.ca

Toronto Police Service

Policing, safety and criminal justice

40 College Street, Toronto (Head Office)
(416) 808-7041
www.torontopolice.on.ca

Women's Health in Women's Hands

Inclusive healthcare services for women

2 Carlton Street, Suite 500, Toronto
(416) 263-4889
www.whiwh.com

Would your agency like to join NAAFM?

Contact SALCO at www.forcedmarriages.ca.

24-hour Emergency Contacts:

Emergency

911

Community Connection

211
www.211toronto.ca

Ontario Victims Support Referral Line

1-888-579-2888
416-314-2447 (Toronto)

Distress Centres of Ontario

www.dcontario.org

Distress Centres of Toronto

www.torontodistresscentre.com
416-408-HELP (4357)
Toronto:416-408-0007 (TTY)

Assaulted Women's Helpline

1-866-863-0511
416-863-0511 (GTA)
1-866-863-7868 (TTY)
#SAFE (#7233) (cell)
www.awhl.org

Femaide (Francophone phone line)

1-877-336-2433
1-866-860-7082 (TTY)

Kids Help Phone

1-800-668-6868
www.kidshelpphone.ca

Ontario Association of Children's Aid Societies

www.oacas.org

Children's Aid Society of Toronto

416-924 4646
www.torontocas.ca

Telehealth Ontario

1-866-797-0000
1-866-797-0007 (TTY)

Community Resources

Assessment and Referral Centre (Shelter)(Toronto)

416-338-4766
1-877-338-3398
www.shelternet.ca

Legal Aid Ontario

1-800-668-8258
1-866-641-8867 (TTY)
www.legalaid.on.ca

Justice for Children and Youth (Toronto)

1-866-999-JFCY (5329)
www.jfcy.org

South Asian Legal Clinic of Ontario (SALCO))

416-837-6371
www.salc.on.ca

Family Service Association of Toronto

www.fsatoronto.com

Family Service Ontario

416-595-9230
www.familyserviceontario.com

Barbra Schlifer Clinic (Toronto)

416-323-9149
416-323-1361 (TTY)
www.schliferclinic.com

LGBT Youth Line

1-800-268- YOUTH (9688)
askus@youthline.ca

When Abroad:

Department of Foreign Affairs and International Trade (DFAIT)

1-800-267-6788 (North America)
1-613-996-8885 (Call Collect anywhere from the world)
sos@international.gc.ca
www.travel.gc.ca

Other Resources:

Ontario Council of Agencies Serving Immigrants (OCASI)

Training Manual: "Family Violence against Immigrant & Refugee Women: Community Development Strategies." This training is intended for immigrant service and other community-based organizations that are in a unique capacity to reach vulnerable and/or isolated immigrant women and their communities. It addresses the need to enhance domestic violence prevention strategies to reach immigrant and refugee women, including women without legal immigration status, trafficked women and women from racialized low-income communities.

<http://www.ocasi.org/index.php?catid=180>

Ontario Women's Health Network

Database features over 50 different topic areas that range from women's services for breast cancer, menopause and depression to violence, self-help and anti-poverty initiatives.

<http://www.owhn.on.ca/directory.htm>

Toronto Community Services Guide for Non-Status Persons

http://www.settlement.org/downloads/atwork/Community_Social_Planning_Council-Guide_to_Services_for_Non-Status.pdf

Ontario Women's Justice Network

- An online legal resource for women's organizations and individuals working on issues related to justice and violence against women and children.
- OWJN's mandate is to demystify the legal system. To this end, they examine various justice issues, such as sexual assault and partner abuse.
- OWJN provides such legal information as a glossary of legal terms, fact sheets, and commentary on laws and court cases pertaining to women's experiences.

<http://www.owjn.org>

Sexual Assault Support Centres in Ontario

Also refer to local contact information for police departments, hospitals, counselling services, legal representation, etc.

<http://www.occcc.ca/centres.html>

International Resources

Forced Marriage Unit (FMU):

020 7008 1500
+44 20 7008 1500 (from abroad) (24-hours line)
[http://www.fco.gov.uk/en/travel-and-living-abroad/
when-things-go-wrong/forced-marriage/](http://www.fco.gov.uk/en/travel-and-living-abroad/when-things-go-wrong/forced-marriage/)

Forced Marriage Awareness:

www.forcedmarriage.nhs.uk
www.forcedmarriage.net

Honour Crimes Directory (developed by CIMEL and INTERIGHTS)

A comprehensive list of local NGOs has been created through a project in United Kingdom called "Strategies to Address 'Crimes of Honour", a joint project between CIMEL (the Centre of Islamic and Middle Eastern Law) and INTERIGHTS (the International Centre for the Legal Protection of Human Rights). This 'Honour Crimes Directory' is available at <http://www.soas.ac.uk/honourcrimes/directory/>

Appendices

Appendix 1

APPLICATION FOR FINANCIAL ASSISTANCE FOR CANADIANS VICTIMIZED ABROAD

PERSONAL INFORMATION [*] Mandatory Fields

Name of Applicant :

Surname * :

Given Name * :

Travel Document Type (i.e. passport, birth certificate, student visa) * :

Citizenship * :

Passport No. and Expiry Date (Y/M/D) * :

Date of Departure from Canada (Y/M/D) * :

Status in Country (i.e. tourist, student, on business) * :

Travel Insurance? *
 Yes No

PAYMENT

Address for mailing information and cheque :

Address in Canada * :

If applicable, address Abroad :

Cheque payable to * :

Currency (Canadian dollars or foreign currency) - please indicate which currency * :

Tel. No. (home) * :

Tel. No. (office) :

Cell Phone :

Fax No. :

E-mail * :

Alternate Contact :

Can Messages be left:
Yes No

NATURE OF VICTIMIZATION *

- Homicide Sexual assault Aggravated sexual assault
 Assault with serious personal violence Assault with serious personal violence against a child

Appendix 2



Foreign Affairs and
International Trade Canada

Affaires étrangères et
Commerce international Canada

Relationship to Applicant *: <input type="radio"/> Self <input type="radio"/> Family Member <input type="radio"/> Parent of child victim		
Location of Offence (city, country) * :	Date Offence Occurred: (Y/M/D) *	Police Report Attached * : <input type="radio"/> Yes <input type="radio"/> No
Consular Staff Contact Information (Name, phone number) :	Have you applied for Financial Assistance from the Victims Fund before? * <input type="radio"/> Yes <input type="radio"/> No	
Previous Amount received \$	Indicate date (Y/M/D) of previous application?	
ASSISTANCE REQUIRED (please provide details)		
Examples of Expenses *(more information may be required from the applicant) *: <input type="radio"/> Travel expenses of victim to return to country where crime occurred in order to attend the preliminary hearing and/or trial or equivalent process; <input type="radio"/> Travel expenses of victim to return to country where crime occurred in order to testify at the preliminary hearing and/or trial or equivalent process; <input type="radio"/> Travel expenses for a support person to be with a Canadian victimized abroad during the immediate aftermath of the crime; <input type="radio"/> Expenses for victim to return to Canada, where no other support is available; <input type="radio"/> Out of pocket expenses due to being a victim of a violent crime; <input type="radio"/> Upon return to Canada, professional counselling that would otherwise be covered by the province or territory if the crime had occurred in that jurisdiction.		
If this request is for professional counselling, is counsellor provincially designated by Victim Services? * <input type="radio"/> Yes <input type="radio"/> No		
If this request is to attend court proceedings please provide details: Where: When: Duration of Proceedings (approx.): Confirmation of Court Proceedings (e.g. copy of subpoena, letter from prosecutor, court document) :		
Signature of Applicant : _____	Date of Application : _____	
<input type="button" value="Submit"/> <input type="button" value="Reset"/>		

Date Modified: 2008-03-05

REGISTRATION FORM FOR CANADIANS RESIDING ABROAD

FORMULAIRE D'INSCRIPTION DES CANADIENS RÉSIDENT À L'ÉTRANGER

Please print in block letters / En caractères d'imprimerie S.V.P

A. Registrant's Personal Details / Renseignements personnels sur le requérant		
Surname / Nom de famille	First Name / Prénom	Gender / Sexe <input type="checkbox"/> Male / Homme <input type="checkbox"/> Female / Femme
Date of Birth / Date de naissance → YYYY / AAAA MM DD / JJ	Place of Birth / Lieu de naissance	Preferred Language / Langue préférée <input type="checkbox"/> English / Anglais <input type="checkbox"/> French / Français
Email address / Courriel		
B. Passport Details / Renseignements sur le passeport		
Passport Number / Numéro de passeport →	Issue Date / Date de délivrance → YYYY / AAAA MM DD / JJ	Expiry Date / Date d'expiration → YYYY / AAAA MM DD / JJ
Place of Issue / Lieu de délivrance	Citizenship / Citoyenneté	Other Citizenship / Autre citoyenneté
Status in Canada / Statut au Canada <input type="checkbox"/> 1 Citizen / Citoyen <input type="checkbox"/> 2 Refugee / Réfugié <input type="checkbox"/> 3 Worker / Travailleur <input type="checkbox"/> 4 Visitor / Visiteur <input type="checkbox"/> 5 Landed Immigrant / Immigrant reçu <input type="checkbox"/> 6 Student / Étudiant <input type="checkbox"/> 7 Australian / Australien <input type="checkbox"/> 8 Other / Autre		
C. Travel/Residency Information in Destination Country / Renseignements sur le voyage/résidence dans le pays de destination		
Destination Country / Pays de destination →	Intended Arrival Date / Date d'arrivée prévue → YYYY / AAAA MM DD / JJ	Intended Departure Date / Date de départ prévue → YYYY / AAAA MM DD / JJ
Duration / Durée du séjour → <input type="checkbox"/> Less than 90 days / Moins que 90 jours <input type="checkbox"/> More than 90 days / Plus de 90 jours	Status in Destination Country / Statut dans le pays destination	
Resident / Résident <input type="checkbox"/> Working / Travail <input type="checkbox"/> Retired / Retraité <input type="checkbox"/> Casual / Occasionnel <input type="checkbox"/> Education / Études <input type="checkbox"/> Dependant / Personne à charge <input type="checkbox"/> Other / Autre		
Visitor / Visiteur <input type="checkbox"/> Business / Affaires <input type="checkbox"/> Tourist / Touriste <input type="checkbox"/> Education / Études <input type="checkbox"/> Work / Travail <input type="checkbox"/> Dependant / Personne à charge <input type="checkbox"/> Other / Autre		
D. Travel/Residency Contact Information in Destination Country / Coordonnées de voyage/résidence dans le pays de destination		
Street address (Street, city, country, postal code) / Adresse civique (rue, ville, pays, code postal)		
Mailing Address (if different from above) / Adresse postale (si différente de celle susmentionnée)		
Email address / Courriel		
Telephone No. (area code) / (country code + city code) + local number / N° de téléphone (indicatif régional) / (indicatif de pays + indicatif de ville) + numéro local →		
Cellular phone number (area code) / (country code + city code) + local number / Numéro de cellulaire (indicatif régional) / (indicatif de pays + indicatif de ville) + numéro local →		
Facsimile No. (area code) / (country code + city code) + local number / N° de télécopieur (indicatif régional) / (indicatif de pays + indicatif de ville) + numéro local →		

E. Family Members Traveling/Residing with Registrant in destination country
Membres de famille voyageant/habitant avec le requérant dans le pays de destination

Status in Canada (Code) / Statut au Canada (Code)			
1 Citizen / Citoyen	2 Refugee / Réfugié	3 Worker / Travailleur	4 Visitor / Visiteur
5 Landed Immigrant / Immigrant reçu	6 Student / Étudiant	7 Australian / Australien	8 Other / Autre
Status in Destination Country (Code) / Statut dans le pays destination (Code)			
Resident / Résident			
1 Working / Travail	2 Retired / Retraité	3 Casual / Occasionnel	4 Education / Études
5 Dependant / Personne à charge	6 Other / Autre		
Visitor / Visiteur			
7 Business / Affaires	8 Tourist / Touriste	9 Education / Études	1 0 Work / Travail
1 1 Dependant / Personne à charge	1 2 Other / Autre		

Surname / Nom de famille	First Name / Prénom	Gender / Sexe
<input type="text"/>	<input type="text"/>	<input type="checkbox"/> Male / Homme <input type="checkbox"/> Female / Femme
Date of Birth / Date de naissance	Passport Number / Numéro de passeport	Relationship to Registrant / Lien avec le requérant
YYYY / AAAA MM DD / JJ	<input type="text"/>	Citizenship/Other Citizenship / Citoyenneté/Autre citoyenneté
Status in Canada (enter staus code from above) / Statut au Canada (entrer le code statut ci-dessus) → <input type="text"/>		Status in Destination Country (enter staus code from above) / Statut dans le pays destination (entrer le code statut ci-dessus) → <input type="text"/>

Surname / Nom de famille	First Name / Prénom	Gender / Sexe
<input type="text"/>	<input type="text"/>	<input type="checkbox"/> Male / Homme <input type="checkbox"/> Female / Femme
Date of Birth / Date de naissance	Passport Number / Numéro de passeport	Relationship to Registrant / Lien avec le requérant
YYYY / AAAA MM DD / JJ	<input type="text"/>	Citizenship/Other Citizenship / Citoyenneté/Autre citoyenneté
Status in Canada (enter staus code from above) / Statut au Canada (entrer le code statut ci-dessus) → <input type="text"/>		Status in Destination Country (enter staus code from above) / Statut dans le pays destination (entrer le code statut ci-dessus) → <input type="text"/>

Surname / Nom de famille	First Name / Prénom	Gender / Sexe
<input type="text"/>	<input type="text"/>	<input type="checkbox"/> Male / Homme <input type="checkbox"/> Female / Femme
Date of Birth / Date de naissance	Passport Number / Numéro de passeport	Relationship to Registrant / Lien avec le requérant
YYYY / AAAA MM DD / JJ	<input type="text"/>	Citizenship/Other Citizenship / Citoyenneté/Autre citoyenneté
Status in Canada (enter staus code from above) / Statut au Canada (entrer le code statut ci-dessus) → <input type="text"/>		Status in Destination Country (enter staus code from above) / Statut dans le pays destination (entrer le code statut ci-dessus) → <input type="text"/>

Surname / Nom de famille	First Name / Prénom	Gender / Sexe
<input type="text"/>	<input type="text"/>	<input type="checkbox"/> Male / Homme <input type="checkbox"/> Female / Femme
Date of Birth / Date de naissance	Passport Number / Numéro de passeport	Relationship to Registrant / Lien avec le requérant
YYYY / AAAA MM DD / JJ	<input type="text"/>	Citizenship/Other Citizenship / Citoyenneté/Autre citoyenneté
Status in Canada (enter staus code from above) / Statut au Canada (entrer le code statut ci-dessus) → <input type="text"/>		Status in Destination Country (enter staus code from above) / Statut dans le pays destination (entrer le code statut ci-dessus) → <input type="text"/>

Surname / Nom de famille	First Name / Prénom	Gender / Sexe
<input type="text"/>	<input type="text"/>	<input type="checkbox"/> Male / Homme <input type="checkbox"/> Female / Femme
Date of Birth / Date de naissance	Passport Number / Numéro de passeport	Relationship to Registrant / Lien avec le requérant
YYYY / AAAA MM DD / JJ	<input type="text"/>	Citizenship/Other Citizenship / Citoyenneté/Autre citoyenneté
Status in Canada (enter staus code from above) / Statut au Canada (entrer le code statut ci-dessus) → <input type="text"/>		Status in Destination Country (enter staus code from above) / Statut dans le pays destination (entrer le code statut ci-dessus) → <input type="text"/>

F. Emergency Contact Information / Personne à contacter en cas d'urgence

Surname / Nom de famille	First Name / Prénom
<input type="text"/>	<input type="text"/>
Relationship / Lien de parenté →	<input type="text"/>
Postal Address (Street, City, Country, Postal Code) / Adresse postale (rue, ville, pays, code postal)	
<input type="text"/>	
Email address / Courriel	
<input type="text"/>	
Telephone No. (area code) / (country code + city code) + local number / N° de téléphone (indicatif régional) / (indicatif de pays + indicatif de ville) + numéro local →	<input type="text"/>
Facsimile No. (area code) / (country code + city code) + local number / N° de télécopieur (indicatif régional) / (indicatif de pays + indicatif de ville) + numéro local →	<input type="text"/>

G. Employer Information in Destination Country / Renseignements sur l'employeur dans le pays de destination

Name of Employer / Nom de l'employeur	Country / Pays
<input type="text"/>	<input type="text"/>
Postal Address (Street, City, Country, Postal Code) / Adresse postale (rue, ville, pays, code postal)	
<input type="text"/>	
Email address / Courriel	
<input type="text"/>	
Telephone No. (area code) / (country code + city code) + local number / N° de téléphone (indicatif régional) / (indicatif de pays + indicatif de ville) + numéro local →	<input type="text"/>
Facsimile No. (area code) / (country code + city code) + local number / N° de télécopieur (indicatif régional) / (indicatif de pays + indicatif de ville) + numéro local →	<input type="text"/>

H. Travel Insurance / Assurance de voyage

Do you carry travel insurance? / Disposez-vous d'une assurance de voyage? →	<input type="checkbox"/> Yes / Oui	<input type="checkbox"/> No / Non
Policy provider and details / Nom de la police d'assurance et détails		
<input type="text"/>		

I. Notice to Registrants / Avis au requérant

<p>This information may be used by Foreign Affairs and International Trade Canada or third parties, as the Department may deem appropriate, for the protection or well-being of myself and my family, including evacuation in case of emergency.</p> <p>The information contained in this form may be used only when necessary, to contact, protect and/or assist me and my family members residing with me and will only be used in accordance with the provision of the Canadian <i>Privacy Act</i>.</p> <p>Under the <i>Privacy Act</i>, personal information may be disclosed in certain circumstances: a few examples include where disclosure would clearly benefit you, where the public interest in disclosure clearly outweighs any invasion of privacy or pursuant to a court order.</p> <p>Please be advised that unless otherwise notified by yourself or a member of your family, the Canadian government office will consider your registration as formally departed on the date selected as the anticipated departure date on your original registration.</p> <p>I have read the Notice to Registrants section of this form and agree to its conditions.</p>	<p>J'accepte que ces renseignements soient utilisés par Affaires étrangères et Commerce international Canada ou par une tierce partie, si le Ministère le juge nécessaire, dans le cadre de mesures destinées à assurer ma protection et mon bien-être ainsi que ceux de ma famille, par exemple en cas d'évacuation d'urgence.</p> <p>Les renseignements figurant sur ce formulaire ne peuvent être utilisés que pour contacter, protéger et/ou aider les membres de ma famille habitant avec moi, ou moi-même. L'utilisation de ces renseignements est régie par les dispositions de la <i>Loi sur la protection des renseignements personnels</i>.</p> <p>Aux termes de la <i>Loi sur la protection des renseignements personnels</i>, des renseignements personnels peuvent être communiqués dans certaines circonstances, notamment dans les cas où la personne concernée en tirerait un avantage certain, lorsque des raisons d'intérêt public justifieraient nettement une éventuelle violation de la vie privée ou en vertu d'une ordonnance d'un tribunal.</p> <p>Veillez noter qu'à moins d'indications contraires de votre part ou d'un membre de votre famille, le bureau du gouvernement canadien considérera que vous avez quitté à la date prévue de votre départ, telle que soumise lors de votre inscription.</p> <p>J'ai lu la section Avis au requérant de ce formulaire et j'en accepte les conditions.</p>
Signature	Date (yyyy-mm-dd) / (aaaa-mm-jj)
<input type="text"/>	<input type="text"/>



Works Cited

Works Cited

Alexander, Margaret. (2008). An Integrated Anti-Oppression Framework for Reviewing and Developing Policy A Toolkit for Community Service Organizations Springtide Resources

Bishop A. (2002). Becoming an ally: Breaking the cycle of oppression in people (p. 129-130). Halifax: Fernwood Publishing.

Canadian Race Relations Foundation. (2005, January). Glossary of Terms. Retrieved January 16, 2010 from <http://www.crr.ca/divers-files/englossary-feb2005.pdf>

Community and Race Relations Committee of Peterborough. (2010). Racism 101: Definitions. Retrieved February 3, 2010. www.anti-racism.ca

UK Home Office on Forced Marriage. (2004). Young people and vulnerable adults facing forced marriage: Practice guidance for social workers. London: The Foreign & Commonwealth Office.

University of Victoria. (n.d). Cultural safety: module 2. People's experiences of oppression. Retrieved December 26, 2009 from <http://web2.uvcs.uvic.ca/courses/csafety/mod2/media/flower.htm>

Working Women Community Centre. (n.d). Facilitator's Guide: For Community Education on Violence Against Women in the Domestic Sphere. Toronto.



South Asian Legal Clinic of Ontario

45 Sheppard Ave. E , Suite 106A
Toronto, Ontario, M2N 5W9

Tel: (416) 487 6371
Fax: (416) 487 6456
www.salc.on.ca

